

EU Cosmetic Regulation 1223/2009/EC

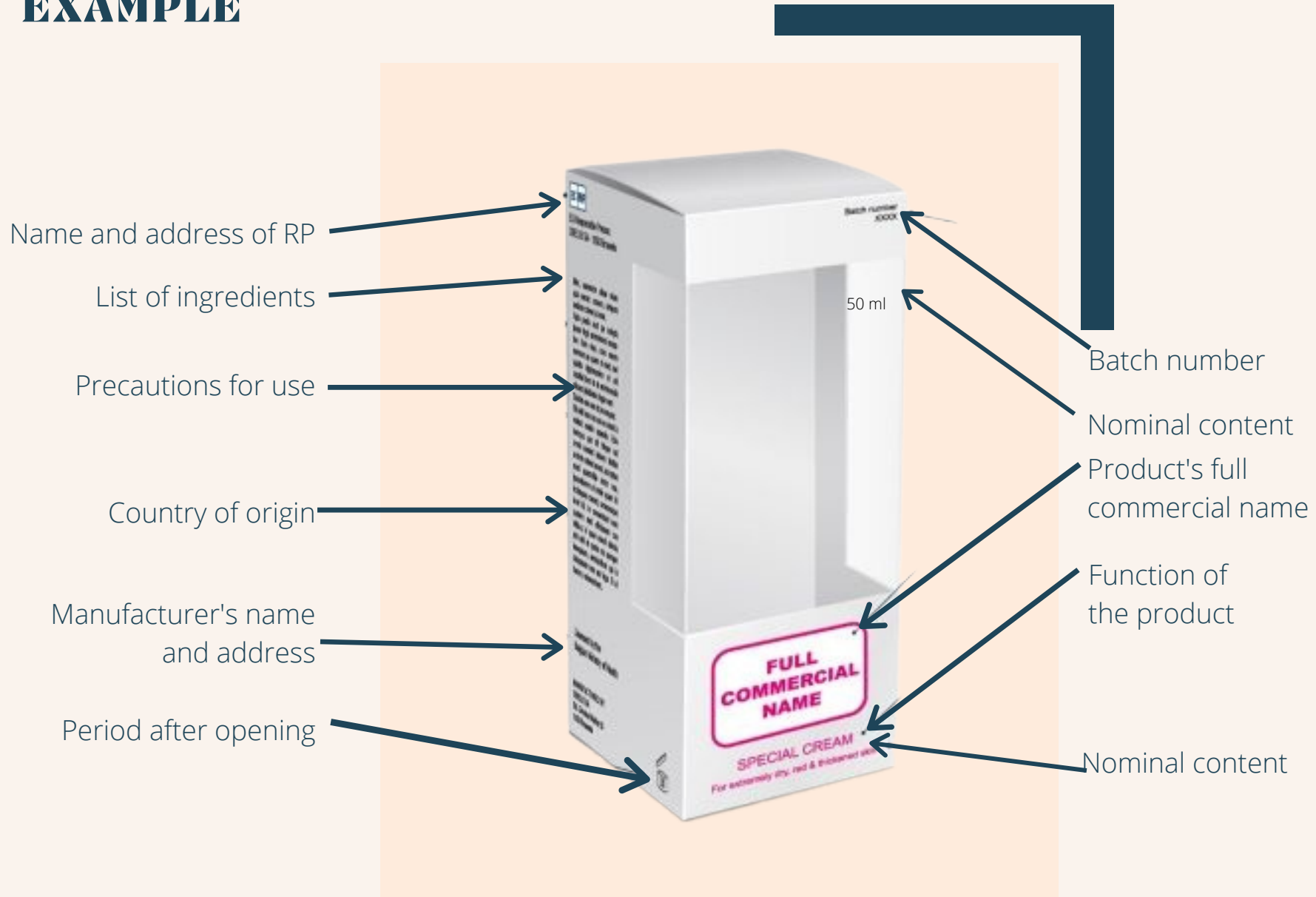
Labelling guidance



PRODUCT INFORMATION FILE – OUTER BOX LABELLING

EXAMPLE

**EU COSMETICS
REGULATION 1223/2009/EC**



Elements on the table

1 Brand Name

2 Product function

3 Particular precautions for use

4 Ingredients list

Remarks

- Shall be translated in the required language(s) of the country where the product is to circulate.
- Translation can be omitted when the product function is clear from its presentation
- Shall be translated in the required language(s) of the country where the product is to circulate.
- Should as a minimum include the precautions for use mentioned in the Safety Assessment report.
- Shall perfectly match those mentioned in the Safety Assessment report
- Shall be listed by INCI names (International Nomenclature Cosmetics Ingredients) including Allergens and Colorants
- Shall be listed in correct descending order based on the active concentration in the finished product
- Ingredients less than 1% in the final formulation can appear in any order

Elements on the table

- 5** Expiry date
- 6** Responsible Person's name and address
- 7** Batch number
- 8** Manufacturer
- 9** Product's country of origin
- 10** Nominal quality

Remarks


Category 1 - Products valid 30 months or less

Date of minimum durability

 + expiration date

Category 2 - Products valid more than 30 months


PAO (Period after opening)




 + x months (inside the symbol)


EU RP: Obelis s.a., 1030 Brussels, Belgium

Name and address (optional)

Made in...

- The nominal content at the time of packaging, given by weight or by volume
- The  symbol is not necessary

#	INFORMATION REQUIRED	CONTAINER	OUTER PACKAGING	STICKER	LEAFLET
STEP 1	Brand Name	✓	✓	✓ (If missing or covered on the outer packaging)	
STEP 2	Product function (except when product presentation clearly shows it)	✓	✓	✓	
STEP 3	Precaution for use	If missing due to limited space  add on the outer packaging	✓	✓ Either on the sticker or the leaflet, if not present on the container and outer packaging	
STEP 4	Ingredient list	If missing due to limited space  add on the outer packaging	✓	✓ If missing due to limited space  on the outer packaging	
STEP 5	Expiration date	✓	✓ If missing or covered on the outer packaging	✓ If missing or covered on the outer packaging	

#	INFORMATION REQUIRED	CONTAINER	OUTER PACKAGING	STICKER	LEAFLET
STEP 6	Responsible persons's name and address (Obelis s.a., 1030 Brussels)	✓	✓	✓ (If missing or covered on the outer packaging)	
STEP 7	Batch number	✓ If missing due to limited space, it may appear only on the outer packaging	✓	✓ (If missing or covered on the outer packaging)	
STEP 8	Manufacturer's name and address (optional)	✓	✓	✓ (If missing or covered on the outer packaging)	
STEP 9	Product's country of origin (Made in..)	✓	✓	✓ (If missing or covered on the outer packaging)	
STEP 10	Nominal quality (The  symbol is not necessary)	✓	✓	✓ (If missing or covered on the outer packaging)	